

# Mounting Instructions

WITH SET-UP DATA


**FG 511 Ducati 1098S Performance Kit**  
03200-27

Before installing this shock absorber, check the contents of the kit listed below. If anything is missing, please contact your nearest Öhlins dealer.

**Kit Contents:**

	<b>Part No.</b>	<b>Pcs.</b>
Rebound damping valve		2
Compression damping valve		2
Spring 25.5/260/10.5	04744-05	2
Spring 25.5/260/9.0	04744-90	2
Spring 25.5/260/9.5	04744-95	2
Öhlins Sticker	00192-01	2

During storage and transportation, especially at high ambient temperature, some of the oil and grease used for assembling may leak and stain the packaging. This is in no way detrimental to the product, wipe off the excessive oil/grease with a cloth.



**Before installing this product, read the Öhlins Owner's Manual!**



Öhlins Racing AB, Box 722, S-194 27 Upplands Väsby, Sweden.  
Phone +46 8 590 025 00 Fax +46 8 590 025 80  
[www.ohlins.com](http://www.ohlins.com)

© Öhlins Racing AB. All rights reserved.  
Any reprinting or unauthorized use without the  
written permission of Öhlins Racing AB  
is prohibited. Printed in Sweden.



Mounting Instructions 03200-27\_2 Issued 20080102  
These instructions and other documents  
can be downloaded from  
[www.ohlins.com](http://www.ohlins.com)

## HOW TO INSTALL

### NOTE!

The information in this brochure is only applicable for Öhlins R&T Ø43 Front Forks.

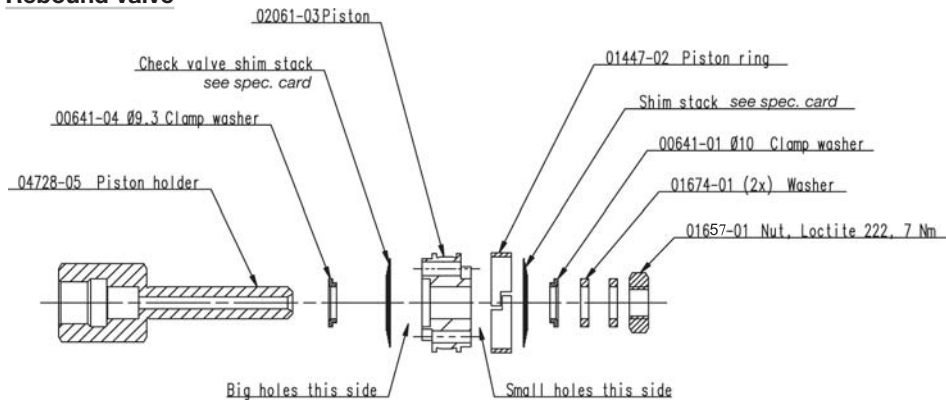
This piston kit should be installed according to the Öhlins Workshop Manual 07640-02.

### NOTE!

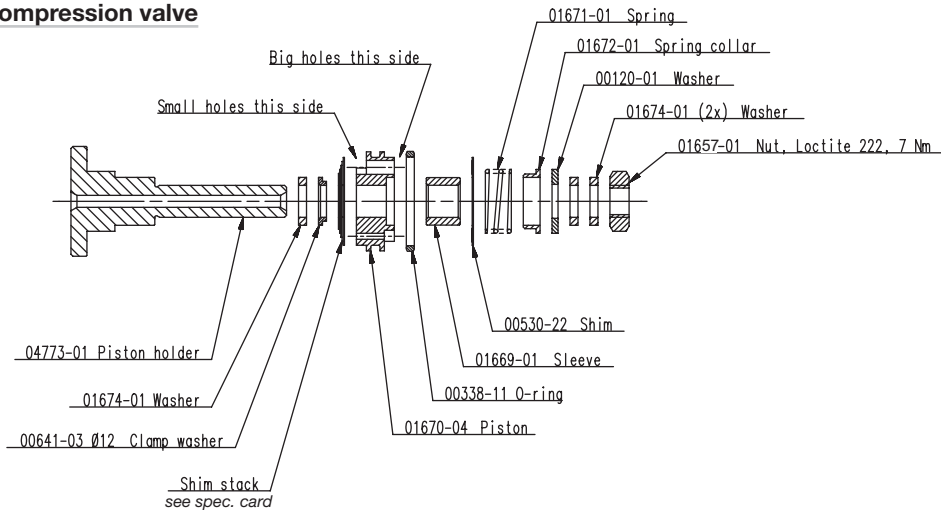
When installing the new rebound piston holder to the piston shaft:

- Use Loctite 2701
- Tightening torque 25 Nm

### Rebound valve



### Compression valve



## SET-UP DATA

Recommended springs*	04744-95
Spring rate	9.5 N/mm
Spring pre-load	5 mm

\* originally installed spring 04744-10  
Spring rate 10.0 N/mm

Recommended oil level with pre-load tube but no spring	145 mm
---	--------

Compression	10 clicks
Rebound	10 clicks